



# No-Hub

Small Diameter: 2", 3" & 4"

List Price Schedule HP-NH-SD-126  
 Effective January 1, 2026  
 (Updated February 3, 2026)  
 Supersedes Price Schedule HP-NH-SD-124

Possession of this price list shall not be construed as an offer to sell the products listed.

Charlotte Pipe and "You can't beat the system" are registered trademarks, and Edge HP Iron is a trademark of Charlotte Pipe and Foundry Company.









©2020-2026 Charlotte Pipe and Foundry Company



ASTM A 888 & CISPI 301

## >> Edge HP Iron™ No-Hub (Hubless) Small Diameter Cast Iron Soil Pipe and Fittings











Please contact Customer Service or refer to Excel and HTML price sheets on [www.charlottepipe.com](http://www.charlottepipe.com) for crate and half-crate quantities.

| Size  | *UPC#<br>611942- | Weight | List Price<br>Each | Size  | *UPC#<br>611942- | Weight | List Price<br>Each |
|---|------------------|--------|--------------------|---|------------------|--------|--------------------|
| <b>Part No. HP NH 2</b><br><b>Edge HP No-Hub Pipe</b>                               |                  |        |                    |                |                  |        |                    |
| 2"x10'  | 16074            | 35.0   | \$227.40           |   |                  |        |                    |
| 3"x10'  | 16075            | 54.1   | 314.70             |   |                  |        |                    |
| 4"x10'  | 16076            | 76.0   | 408.90             |   |                  |        |                    |
|   |                  |        |                    | <b>Part No. HP NH 4</b><br><b>Edge HP Quarter Bend</b>  |                  |        |                    |
| 2   | 15410            | 2.9    | \$33.20            |   |                  |        |                    |
| 3   | 15411            | 3.5    | 46.80              |   |                  |        |                    |
| 4   | 15412            | 6.0    | 69.50              |   |                  |        |                    |
| 4x3 Increasing Reducing   | 15592            | 5.5    | 141.10N            |   |                  |        |                    |
|  |                  |        |                    | <b>Part No. HP NH 4</b><br><b>Edge HP Long Quarter Bend</b>                                     |                  |        |                    |
| 2x12  | 15582            | 5.4    | \$94.20N           |   |                  |        |                    |
| 2x18  | 15583            | 8.8    | 145.30N            |   |                  |        |                    |
| 2x24  | 15584            | 10.7   | 191.10             |   |                  |        |                    |
| 3x12  | 15585            | 7.5    | 160.50N            |   |                  |        |                    |
| 4x12  | 15586            | 11.2   | 237.90N            |   |                  |        |                    |
|  |                  |        |                    | <b>Part No. HP NH 4 A</b><br><b>Edge HP Tapped Quarter Bend</b>                                 |                  |        |                    |
| 2x1½  | 16871            | 1.8    | \$50.40N           |   |                  |        |                    |
|   |                  |        |                    |                |                  |        |                    |
|   |                  |        |                    | <b>Part No. HP NH 6</b><br><b>Edge HP Quarter Bend with 2"</b><br><b>Side Inlet</b>             |                  |        |                    |
|   |                  |        |                    | 3   | 15587            | 5.1    | \$94.70N           |
|   |                  |        |                    | 4   | 15588            | 7.5    | 155.30N            |
|   |                  |        |                    |                |                  |        |                    |
|   |                  |        |                    | <b>Part No. HP NH 8</b><br><b>Edge HP Quarter Bend with</b><br><b>2" Heel Inlet</b>             |                  |        |                    |
|   |                  |        |                    | 3   | 15415            | 5.6    | \$74.20            |
|   |                  |        |                    | 4   | 15416            | 7.2    | 94.20              |
|   |                  |        |                    |              |                  |        |                    |
|   |                  |        |                    | <b>Part No. HP NH 8 A</b><br><b>Edge HP Double Quarter Bend</b>                                 |                  |        |                    |
|   |                  |        |                    | 2   | 15417            | 4.5    | \$75.80            |
|   |                  |        |                    | 3   | 15589            | 7.1    | 121.60N            |
|   |                  |        |                    | 4   | 15590            | 9.7    | 160.50N            |
|   |                  |        |                    |             |                  |        |                    |
|   |                  |        |                    | <b>Part No. HP NH 8 B</b><br><b>Edge HP Quarter Bend with</b><br><b>Extended Low Heel Inlet</b> |                  |        |                    |
|   |                  |        |                    | 3x2   | 15601            | 7.8    | \$131.60N          |

Charlotte Pipe requires that its hubless cast iron pipe and fittings be joined only with shielded hubless couplings manufactured in accordance with CISPI 310, ASTM C 1277 and certified by NSF® International or with Heavy Duty Couplings meeting ASTM C 1540. Failures in installations using couplings not supplied by Charlotte Pipe® are not the responsibility of this Company.












**N = Non-stock item; Contact customer service for availability.**  
**See page 5 for pipe bundle quantities.**












**You can't beat the system.®**

| Size  | *UPC#<br>611942-                                    | Weight | List Price<br>Each | Size  | *UPC#<br>611942-   | Weight | List Price<br>Each |
|---|---|--------|--------------------|---|--|--------|--------------------|
|    | <b>Part No. HP NH 9<br/>Edge HP Fifth Bend</b>      |        |                    |    | <b>Part No. HP NH 20<br/>Edge HP Wye</b>                                 |        |                    |
| 2   | 15602   | 2.3    | <b>\$54.70N</b>    | 2   | 15436  | 3.3    | <b>\$42.60</b>     |
| 3   | 15603   | 3.7    | <b>77.40N</b>      | 3x2   | 15437  | 3.4    | <b>46.30</b>       |
| 4   | 15604   | 5.7    | <b>121.60N</b>     | 3   | 15438  | 4.6    | <b>62.60</b>       |
|    | <b>Part No. HP NH 10<br/>Edge HP Sixth Bend</b>     |        |                    | 4x2   | 15439  | 5.1    | <b>66.30</b>       |
| 2   | 15418   | 2.2    | <b>\$35.30</b>     | 4x3   | 15440  | 7.3    | <b>86.80</b>       |
| 3   | 15605   | 3.2    | <b>45.80N</b>      | 4   | 15441  | 9.1    | <b>100.00</b>      |
| 4   | 15606   | 5.3    | <b>61.10N</b>      |    | <b>Part No. HP NH 21<br/>Edge HP Double Wye</b>                          |        |                    |
|    | <b>Part No. HP NH 12<br/>Edge HP Eighth Bend</b>    |        |                    | 2   | 15618  | 4.5    | <b>\$67.90N</b>    |
| 2   | 15419   | 1.6    | <b>\$28.90</b>     | 3x2   | 15619  | 5.5    | <b>105.80N</b>     |
| 3   | 15420   | 2.9    | <b>38.90</b>       | 3   | 15620  | 7.9    | <b>125.30N</b>     |
| 4   | 15421   | 3.9    | <b>51.10</b>       | 4x2   | 15621  | 6.9    | <b>141.10N</b>     |
| 2x12 Long   | 15607   | 4.6    | <b>90.50N</b>      | 4x3   | 15622  | 8.8    | <b>158.90N</b>     |
| 2x18 Long   | 15608   | 7.3    | <b>134.70N</b>     | 4   | 15623  | 12.1   | <b>254.70N</b>     |
| 3x12 Long   | 15609   | 7.4    | <b>143.20N</b>     |   | <b>Part No. HP NH 21 A<br/>Edge HP Upright Wye</b>                       |        |                    |
| 3x18 Long   | 15610   | 10.2   | <b>225.80N</b>     | 2   | 15447  | 4.8    | <b>\$75.30</b>     |
| 4x12 Long   | 15611   | 9.7    | <b>224.70N</b>     | 3x2   | 15448  | 5.7    | <b>73.70</b>       |
|  | <b>Part No. HP NH 14<br/>Edge HP Sixteenth Bend</b> |        |                    | 3   | 15449  | 9.5    | <b>103.20</b>      |
| 2   | 15424   | 1.4    | <b>\$29.50</b>     | 4x2   | 15450  | 7.7    | <b>103.70</b>      |
| 3   | 15425   | 2.1    | <b>34.70</b>       | 4x3   | 15629  | 10.1   | <b>137.40N</b>     |
| 4   | 15426   | 3.4    | <b>45.80</b>       | 4   | 15630  | 12.9   | <b>272.10N</b>     |
|   | <b>Part No. HP NH 16<br/>Edge HP Short Sweep</b>    |        |                    |  | <b>Part No. HP NH 22<br/>Edge HP Combination Wye and<br/>Eighth Bend</b> |        |                    |
| 2   | 15428   | 3.1    | <b>\$46.80</b>     | 2   | 15451  | 3.5    | <b>\$48.90</b>     |
| 3   | 15429   | 6.3    | <b>61.10</b>       | 3x2   | 15452  | 5.7    | <b>61.10</b>       |
| 4   | 15430   | 8.1    | <b>108.40</b>      | 3   | 15453  | 8.5    | <b>77.40</b>       |
|   | <b>Part No. HP NH 18<br/>Edge HP Long Sweep</b>     |        |                    | 4x2   | 15454  | 6.6    | <b>79.50</b>       |
| 2   | 15433   | 5.8    | <b>\$73.70</b>     | 4x3   | 15455  | 9.5    | <b>113.20</b>      |
| 3   | 15434   | 9.4    | <b>88.40</b>       | 4   | 15456  | 13.7   | <b>148.40</b>      |
| 4   | 15435   | 12.3   | <b>141.10</b>      |   |  |        |                    |
| 4x3 Reducing<br>Increasing  | 15614   | 12.4   | <b>283.20N</b>     |   |  |        |                    |

**N = Non-stock item; Contact customer service for availability.**








Charlotte Pipe® products are manufactured to the applicable ASTM standard. Charlotte Pipe and Foundry cannot accept responsibility for the performance, dimensional accuracy, or compatibility of pipe, fittings, gaskets, or couplings not manufactured or sold by Charlotte Pipe and Foundry.

| Size   | *UPC#<br>611942- | Weight | List Price<br>Each | Size   | *UPC#<br>611942- | Weight | List Price<br>Each |
|--|------------------|--------|--------------------|--|------------------|--------|--------------------|
|  <b>Part No. HP NH 24</b><br><b>Edge HP Double Combination</b>  |                  |        |                    |  <b>Part No. HP NH 30</b><br><b>Edge HP Sanitary Cross</b>  |                  |        |                    |
| 2  | 15631            | 6.6    | <b>\$116.30N</b>   | 2  | 15471            | 5.0    | <b>\$78.90</b>     |
| 3x2  | 15632            | 7.7    | <b>152.60N</b>     | 3x2  | 15472            | 6.2    | <b>108.40</b>      |
| 3  | 15633            | 11.8   | <b>179.50N</b>     | 3  | 15649            | 7.6    | <b>121.60N</b>     |
| 4x2  | 15634            | 8.3    | <b>222.60N</b>     | 4x2  | 15650            | 7.3    | <b>154.70N</b>     |
| 4x3  | 15635            | 13.7   | <b>233.20N</b>     | 4x3  | 15651            | 8.5    | <b>187.40N</b>     |
| 4  | 15636            | 20.5   | <b>352.10N</b>     | 4  | 15473            | 11.0   | <b>230.50</b>      |
|  <b>Part No. HP NH 25</b><br><b>Edge HP Figure Five Double</b><br><b>Fixture Fitting</b>  |                  |        |                    |  <b>Part No. HP NH 31</b><br><b>Edge HP Sanitary Tee</b><br><b>(New Orleans Code, with 2" 90° Sanitary</b><br><b>Inlet Above Center)</b>                        |                  |        |                    |
| 2  | 15637            | 6.0    | <b>\$112.10N</b>   | 3x3 w/LH   | 15656            | 6.7    | <b>\$196.30N</b>   |
| 3  | 15638            | 12.1   | <b>279.50N</b>     | 3x3 w/RH   | 15657            | 6.3    | <b>196.30N</b>     |
| 3x2x3x3 Reducing   | 15639            | 10.7   | <b>270.50N</b>     | 4x4 w/LH   | 15659            | 8.7    | <b>275.30N</b>     |
| 4  | 15640            | 22.5   | <b>454.70N</b>     | 4x4 w/RH   | 15658            | 8.5    | <b>275.30N</b>     |
| 4x2x4x4 Reducing   | 15641            | 18.5   | <b>433.20N</b>     |  <b>Part No. HP NH 32</b><br><b>Edge HP Sanitary Tee</b><br><b>(with 2" Right and Left Side Inlets)</b>  |                  |        |                    |
|  <b>Part No. HP NH 28</b><br><b>Edge HP Sanitary Tee</b>  |                  |        |                    | 4x4 w/RH & LH  | 15660            | 10.9   | <b>\$348.90N</b>   |
| 2  | 15464            | 2.8    | <b>\$46.30</b>     |  <b>Part No. HP NH 32 B</b><br><b>Edge HP Sanitary Tee</b><br><b>(New Orleans Code, with 2" 45° Sanitary</b><br><b>Inlet Above Center)</b>                    |                  |        |                    |
| 3x2  | 15465            | 4.7    | <b>50.50</b>       | 3 w/2 LH   | 15661            | 8.2    | <b>\$302.60N</b>   |
| 3  | 15466            | 5.8    | <b>57.40</b>       | 3 w/2 RH   | 15662            | 7.7    | <b>302.60N</b>     |
| 4x2  | 15467            | 5.3    | <b>72.60</b>       | 3 w/2 RH & LH  | 15663            | 9.1    | <b>585.80N</b>     |
| 4x3  | 15468            | 7.6    | <b>83.20</b>       | 4 w/2 LH   | 15665            | 10.7   | <b>462.10N</b>     |
| 4  | 15469            | 8.5    | <b>108.40</b>      | 4 w/2 RH   | 15664            | 10.4   | <b>462.10N</b>     |
| <b>N = Non-stock item; Contact customer service for availability.</b>  |                  |        |                    |  <b>Part No. HP NH 33 A</b><br><b>Edge HP Sanitary Cross</b><br><b>(New Orleans Code, with 2" 90° Sanitary</b><br><b>Inlet Above Center)</b>                 |                  |        |                    |
|  <b>WARNING</b>   |                  |        |                    | 4  | 15666            | 10.8   | <b>\$348.90N</b>   |
| Testing with or use of compressed air or gas in Cast Iron pipe or fittings can result in explosive failures and cause severe injury or death.  |                  |        |                    |  <b>Part No. HP NH 33 C</b><br><b>Edge HP Sanitary Cross</b><br><b>(New Orleans Code, with 2" 90° Sanitary</b><br><b>Inlets Right and Left Above Center)</b> |                  |        |                    |
|   |                  |        |                    | 3 w/2RH & LH   | 15667            | 9.0    | <b>\$322.10N</b>   |
| <ul style="list-style-type: none"> <li>• NEVER test with or transport/store compressed air or gas in Cast Iron pipe or fittings.</li> <li>• NEVER test Cast Iron pipe or fittings with compressed air or gas.</li> <li>• ONLY use Cast Iron pipe and fittings for drain, waste and vent or sanitary sewer applications.</li> </ul> |                  |        |                    | 4 w/2 RH & LH  | 15668            | 11.9   | <b>405.30N</b>     |

| Size  | *UPC#<br>611942- | Weight | List Price<br>Each | Size  | *UPC#<br>611942- | Weight | List Price<br>Each |           |
|---|------------------|--------|--------------------|---|------------------|--------|--------------------|-----------|
| <div><div>Side View</div><div>Top View</div></div> <div><b>Part No. HP NH 33 F</b><br/><b>Edge HP Sanitary Cross</b><br/>(New Orleans Code, with Two 2" 45° Sanitary Inlets Same Side)</div> |                  |        |                    | <div></div> <div><b>Part No. HP NH 40</b><br/><b>Edge HP Increaser-Reducer</b></div>  |                  |        |                    |           |
| 3   | 15669            | 9.8    | \$426.30N          | 2x3   | 15674            | 3.3    | \$57.40N           |           |
| 4   | 15670            | 13.8   | 569.50N            | 2x4   | 15675            | 4.4    | 98.90N             |           |
|   |                  |        |                    | 3x4   | 15676            | 5.0    | 77.40N             |           |
| <div><div>Side View</div><div>Top View</div></div> <div><b>Part No. HP NH 33 G</b><br/><b>Edge HP Sanitary Cross</b><br/>(with 3" Vent and Two 2" 45° Inlets)</div>                          |                  |        |                    | <div></div> <div><b>Part No. HP NH 40 A</b><br/><b>Edge HP Short Reducer</b></div>   |                  |        |                    |           |
| 4x3x4x2x2   | 15671            | 20.3   | \$822.10N          | 3x2   | 15477            | 1.8    | \$24.20            |           |
|   |                  |        |                    | 4x2   | 15478            | 2.3    | 36.80              |           |
|   |                  |        |                    | 4x3   | 15479            | 2.3    | 36.80              |           |
| <div></div> <div><b>Part No. HP NH 34</b><br/><b>Edge HP Sanitary Tapped Tee</b></div>   |                  |        |                    | <div></div> <div><b>Part No. HP NH 42</b><br/><b>Edge HP P Trap</b></div>  |                  |        |                    |           |
| 2x1½  | 15990            | 3.1    | \$54.70N           | 2   | 15484            | 4.7    | \$48.90            |           |
| 2x2*  | 16144            | 3.9    | 62.10N             | 3   | 15485            | 8.9    | 106.80             |           |
| 3x1½*   | 16145            | 3.6    | 73.20N             | 4   | 15486            | 17.0   | 190.00             |           |
| 3x2*  | 16146            | 4.9    | 84.20N             | 2x12 Long   | 15680            | 6.1    | 131.10N            |           |
| 3x3*  | 16147            | 7.3    | 154.20N            | 2x18 Long   | 15681            | 8.0    | 163.20N            |           |
| <div></div> <div><b>Part No. HP NH 35 S</b><br/><b>Edge HP Sanitary Tapped Cross</b><br/>with Southern Raised-Head Brass Plugs Installed</div>  |                  |        |                    | <div><div>1/2" Tap in Heel</div></div> <div><b>Part No. HP NH 43</b><br/><b>Edge HP P Trap with 1/2" Tap in Heel</b></div> |                  |        |                    |           |
| 2x1½  | 16561            | 4.4    | \$149.50N          | 2   | 111.10           | 5.0    | \$111.10N          |           |
|   |                  |        |                    | 3   | 175.80           | 11.1   | 175.80N            |           |
|   |                  |        |                    | 4   | 308.90           | 17.9   | 308.90N            |           |
| <div><div>IPS TAP</div></div> <div><b>Part No. HP NH 36 S</b><br/><b>Edge HP Test Tee with Southern Raised-Head Brass Plug Installed</b></div>   |                  |        |                    | <div></div> <div><b>Part No. HP NH 44 A</b><br/><b>Edge HP Deep Seal P Trap</b></div>                                      |                  |        |                    |           |
| 2   | 2                | 15474  | 3.3                | \$77.90   | 2                | 15683  | 7.1                | \$114.20N |
| 3   | 3                | 15475  | 6.3                | 130.50  | 3                | 15684  | 11.0               | 184.20N   |
| 4   | 4                | 15476  | 10.1               | 221.60  | 4                | 16200  | 18.6               | 293.20N   |
|   |                  |        |                    | <div></div> <div><b>Part No. HP NH 45</b><br/><b>Edge HP Running Trap with Vent</b></div>                                  |                  |        |                    |           |
|   |                  |        |                    | 4   | 15685            | 20.5   | \$321.10N          |           |

\* Fitting shipped with plug installed

**N = Non-stock item; Contact customer service for availability.**

| Size   | *UPC#<br>611942- | Weight | List Price<br>Each | Size   | *UPC#<br>611942- | Weight  | List Price<br>Each |     |                 |
|--|------------------|--------|--------------------|--|------------------|---------|--------------------|-----|-----------------|
|  <b>Part No. HP NH 45 A</b><br><b>Edge HP Running Trap with</b><br><b>Double Vent</b>   |                  |        |                    |  <b>Part No. HP NH 53 A</b><br><b>Edge HP Double Two-Way Cleanout</b>                   |                  |         |                    |     |                 |
| 4  | 15686            | 21.4   | <b>\$405.30N</b>   | 4  | 15691            | 15.0    | <b>\$313.70N</b>   |     |                 |
|  <b>Part No. HP NH 50</b><br><b>Edge HP Blind Plug</b>  |                  |        |                    |  <b>Part No. HP NH 54</b><br><b>Edge HP Two-Way Baffle Cleanout</b>                    |                  |         |                    |     |                 |
| 2  | 15488            | 0.6    | <b>\$16.80</b>     | 3x3x4  | 15692            | 14.2    | <b>\$450.00N</b>   |     |                 |
| 3  | 15489            | 1.1    | <b>24.20</b>       | 4x4x4  | 15693            | 23.5    | <b>435.80N</b>     |     |                 |
| 4  | 15490            | 2.0    | <b>38.40</b>       |  |                  |         |                    |     |                 |
|  <b>Part No. HP NH 52 S</b><br><b>Edge HP Tapped Ferrule with</b><br><b>Southern Raised-Head Brass</b><br><b>Plug Installed</b> |                  |        |                    |  <b>Part No. HP NH 56</b><br><b>Edge HP Notched and Slotted</b><br><b>Closet Collar</b> |                  |         |                    |     |                 |
| <b>IPS TAP</b>   |                  |        |                    | <b>Connects To</b>   |                  |         |                    |     |                 |
| 2  | 1½               | 15492  | 1.1                | <b>\$67.90</b>   | 4x3x3½           | 3" Pipe | 15694              | 3.4 | <b>\$68.90N</b> |
| 2  | 2                | 16402  | 1.1                | <b>77.40N</b>  | 4x3x8            | 3" Pipe | 15695              | 6.1 | <b>151.60N</b>  |
| 3  | 2½               | 15493  | 2.3                | <b>86.80</b>   | 4x4x4            | 4" Pipe | 15696              | 4.9 | <b>81.10N</b>   |
| 4  | 3½               | 15494  | 3.2                | <b>118.90</b>  | 4x4x8            | 4" Pipe | 15697              | 7.2 | <b>194.70N</b>  |
|  <b>Part No. HP NH 53</b><br><b>Edge HP Single Two-Way Cleanout</b>   |                  |        |                    |  |                  |         |                    |     |                 |
| 4  | 15690            | 16.0   | <b>\$342.60N</b>   |  |                  |         |                    |     |                 |

N = Non-stock item; Contact customer service for availability.

**N = Non-stock item; Contact customer service for availability.**

**Note: Dimensions and tolerances for No-Hub pipe and fittings are published in Charlotte Pipe's Cast Iron Dimensional Catalog and also Charlotte Pipe's Cast Iron Technical Manual.**

### TEN FOOT PIPE BUNDLES NO-HUB PIPE

| Size   | Pieces | Weight | Height |
|--------|--------|--------|--------|
| 2 x 10 | 54     | 1906   | 11"    |
| 3 x 10 | 36     | 1944   | 14"    |
| 4 x 10 | 27     | 2052   | 17"    |

**Weights are approximate and are for shipping purposes only.**

**All products manufactured by Charlotte Pipe and Foundry Company are proudly made in the U.S.A.**

## CHARLOTTE® CAST IRON SOIL PIPE AND FITTINGS

### SPECIFICATIONS

This is to certify that products manufactured by Charlotte Pipe and Foundry, Cast Iron Division, are manufactured in the United States and conform to the following standards:

#### **EDGE HP NO-HUB (HUBLESS) PIPE AND FITTINGS**

All cast iron soil pipe and fittings shall be marked with the collective trademark of the Cast Iron Soil Pipe Institute (CISPI).

CISPI Standard 301

ASTM A 888

Meets or exceeds the coating performance requirements of EN 877

Listed by NSF® International to the UP Code

#### **NO-HUB (HUBLESS) COUPLINGS**

Cast Iron Soil Pipe Institute Standard No. 310

ASTM C 1277

Certified by NSF® International

#### **NO-HUB (HUBLESS) HEAVY DUTY COUPLINGS**

ASTM C 1540

Factory Mutual 1680

**Charlotte Pipe products are manufactured to the applicable ASTM standard. Charlotte Pipe and Foundry cannot accept responsibility for the performance, dimensional accuracy, or compatibility of pipe, fittings, gaskets, or couplings not manufactured or sold by Charlotte Pipe and Foundry.**

## TERMS AND CONDITIONS OF SALE

Terms and Conditions of Sale can be found at [https://charlottepipe.com/terms\\_and\\_conditions.aspx](https://charlottepipe.com/terms_and_conditions.aspx)

### LIMITED WARRANTY

Charlotte Pipe and Foundry Company® (Charlotte Pipe®) Products are warranted to be free from manufacturing defects and to conform to currently applicable ASTM standards for a period of five (5) years from date of delivery. Buyer's remedy for breach of this warranty is limited to replacement of, or credit for, the defective product. This warranty excludes any expense for removal or reinstallation of any product and any other incidental, consequential, or punitive damages. **This limited warranty is the only warranty made by seller and is expressly in lieu of all other warranties, express and implied, including any warranties of merchantability and fitness for a particular purpose.** No statement, conduct or description by Charlotte Pipe or its representative, in addition to or beyond this Limited Warranty, shall constitute a warranty. This Limited Warranty may only be modified in writing signed by an officer of Charlotte Pipe.

This Limited Warranty will not apply if:

- 1) The Products are used for purposes other than their intended purpose as defined by local plumbing and building codes, and the applicable ASTM standard.
- 2) The Products are not installed in good and workmanlike manner consistent with normal industry standards; installed in compliance with the latest instructions published by Charlotte Pipe and good plumbing practices; and installed in conformance with all applicable plumbing, fire and building code requirements.
- 3) This limited warranty does not apply when the products of Charlotte Pipe are used with the products of other manufacturers that do not meet the applicable ASTM or CISPI standards or that are not marked in a manner to indicate the entity that manufactured them.
- 4) In hubless cast iron installations, this warranty will not apply if products are joined with unshielded hubless couplings. Charlotte Pipe requires that its hubless cast iron pipe and fittings be joined only with shielded hubless couplings manufactured in accordance with CISPI 310, ASTM C 1277 and certified by NSF® International or with Heavy Duty Couplings meeting ASTM C 1540.
- 5) The Products fail due to defects or deficiencies in design, engineering, or installation of the piping system of which they are a part.
- 6) The Products have been the subject of modification; misuse; misapplication; improper maintenance or repair; damage caused by the fault or negligence of anyone other than Charlotte Pipe; or any other act or event beyond the control of Charlotte Pipe.
- 7) The Products fail due to the freezing of water in the Products.
- 8) The Products fail due to contact with chemical agents, fire stopping materials, thread sealant, plasticized vinyl products, or other aggressive chemical agents that are not compatible.
- 9) Pipe outlets, sound attenuation systems or other devices are permanently attached to the surface of Charlotte® PVC, ABS or CPVC products with solvent cement or adhesive glue.

Charlotte Pipe products are manufactured to the applicable ASTM or CISPI standard. Charlotte Pipe and Foundry **cannot** accept responsibility for the performance, dimensional accuracy, or compatibility of pipe, fittings, gaskets, or couplings not manufactured or sold by Charlotte Pipe and Foundry.

This Limited Warranty will not apply unless written notice of a claim is mailed to Charlotte Pipe at the address below within 30 days of discovery of the allegedly defective product.

Any Charlotte Pipe products alleged to be defective **must** be made available to Charlotte Pipe at the following address for verification, inspection and determination of cause:

Charlotte Pipe and Foundry Company  
Attention: Technical Services  
2109 Randolph Road  
Charlotte, North Carolina 28207

**Purchaser must obtain a return materials authorization** and instructions for return shipment to Charlotte Pipe of any product claimed defective or shipped in error.

Any Charlotte Pipe product **proved** to be defective in manufacture will be replaced F.O.B. point of original delivery, or credit will be issued, at the discretion of Charlotte Pipe.

5/19/23

Charlotte, Charlotte Pipe and "You can't beat the system" are registered trademarks of Charlotte Pipe and Foundry Company.

# CHARLOTTE

**PIPE AND FOUNDRY COMPANY®**

PO BOX 35430

CHARLOTTE


NORTH CAROLINA 28235

PHONE (704) 348-6450

(800) 438-6091

FAX (800) 553-1605

[WWW.CHARLOTTEPIPE.COM](http://WWW.CHARLOTTEPIPE.COM)



All products manufactured by  
Charlotte Pipe and Foundry Company  
are proudly made in the U.S.A.

